

ANTH 1101-001/003/005
INTRODUCTION TO PRIMATOLOGY & HUMAN EVOLUTION

The UNessay Assignment

30%

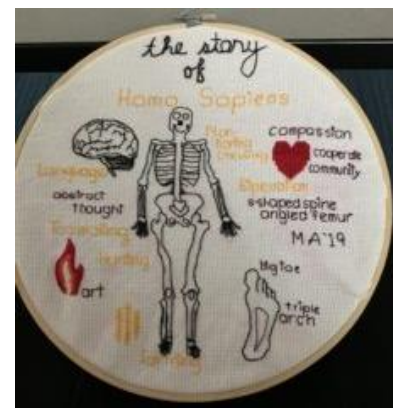
Creativity and imagination are key aspects of being human! How better to explore ‘being human’ in this course on primatology and human evolution, than by producing something unique, creative, insightful, and instructive?

Throughout your university education you will have ample time to produce many *many* written papers and essays. In this class, I want you to have the opportunity to cultivate your creative side because the very best research is the research that is innovative and addresses problems and questions from new and different angles.

This UNessay assignment is just that, Not-An-Essay. In this assignment, you can **choose your own topic**, and you can **present it how you want** (illustrations, video, craft, dance, written word, etc!). You can work in groups or on your own (but please note grading caveats below); if you choose to work in a group this should be clearly identified to me in your proposal.

The first step in this project is to, over the next few weeks, think about a topic relevant to this course and its content (Primatology & Human Evolution) that you find interesting and important. Next, dream up a way to present this topic, getting across ideas that you think are key and important for an ‘audience’ to learn/absorb. You might choose to write an essay, this is ok by me, or you might choose to do something VERY different (this is encouraged!)¹. Some examples of projects I’ve heard about in the past include:

- Make a human evolution or primate behavior (music) video (lots of examples on Youtube)
- Reproduce an ancient artifact/technology (e.g., stone tools, wooden spears, etc.)
- Write a play/poem
- Design an infographic
- Dream up and make a board game
- Make a comic book
- Painting or sculpture
- Create a website
- Write blog posts or series of click-bait type BuzzFeed articles
- Embroidery/cross-stitch/knitting project
- Podcast, perhaps an interview/discussion with someone
- A book review of a book related to class
- Interpretive dance
- A regular essay/research paper



https://sites.nd.edu/cara-ocobock/files/2019/12/IMG_2232-225x300.jpg

Ultimately, be creative! You are all people with unique and wonderful skills and talents, and now's your opportunity to showcase them. Please don't be shy!


¹ Please just remember to be appropriate with your content; offensive content of any type is not acceptable. Be kind to one another.

This project consists of the following components, summarized below (green box):

Proposal	Submit by November 2 nd by 11:59pm	/6
Project, 'Museum Plaque', & Reflection*		
	Monday, November 30 th by 11:59pm	/22
Sharing & Commenting**	Share on Blackboard by	Nov 30 th @ 11:59pm /1
	Comment on a peer's project by	Dec 6 th @ 11:59pm /1
* if you chose to work in a group, each group member must submit their own original and unique museum plaque and reflection statements		
** if you chose to work in a group, you must submit individual comments		

PROPOSAL: Submit to Blackboard Assignment Folder **by November 2nd at 11:59pm** /6

Your project proposal will be no more than 200 words in length and may be much shorter if you like. You may wish to integrate sketches, audio, video, or other types of media to help explain your project, this is fine by me.



In your proposal, clearly communicate to me what your project topic is, why you think this is interesting and important to investigate, and how you plan to present your research/ideas. In preparation for your project, do a little bit of peer-reviewed research on the topic – what information is out there that you can use to inform your UNessay? **Cite at least one peer-reviewed item in APA citation style** that relates to your topic and will help inform your project. Don't worry, this citation doesn't count toward your word count.

Submit your proposal to the Blackboard Assignment Folder (UNessay Assignment > UNessay PROPOSAL Submission) by **November 2nd at 11:59pm** for grading and feedback. I will grade these and return them as soon as I can upon their submission, so if you'd like to submit your proposal earlier, I will try to return feedback to you earlier and you can get started sooner. Please note that I will only grade one proposal submission, however I'm happy to discuss your project with you (within reason) as it develops.

Finally, if working in a group, please make this very clear in the proposal with the full names of partner(s). You will all earn the same grade on the proposal and the UNessay final project, but will be required to submit different, unique, and original Museum Plaques, Reflections, and Peer Comments (see below).

So to recap, your proposal should:

- Introduce your topic, its importance, and your project 'medium' and approach
- Include at least one reference in APA citation style related to your topic's research
- Be less than 200 words, not including references.

The UNessay Project, Museum Plaque Description, & Reflection

/22

Submit the UNessay Project to the Discussion board AND the Blackboard Assignment Folder **by Nov. 30th @ 11:59pm**

Submit the UNessay Description & Reflection in *a single document* to the Blackboard Assignment Folder **by Nov. 30th @ 11:59pm**

1) Submitting 'the project' (/12):

At this stage, you will submit and present your chosen topic and project. I understand that because we are doing this course online, I can't see your project in person, but I encourage you to present your project to me and the class however you can. If you've created a 2D or 3D object, perhaps take a photo or series of photos, maybe a short video (our cell phones work great for this!). If you've created audio or video content, you can upload the files as they are to **both** the *Blackboard Discussion Board* **and** the *Blackboard Assignment Submission Folder* (UNessay Assignment > UNessay PROJECT Submission).

In case of technical difficulties in uploading your projects, I've also created a [Google Drive folder](#) that you can upload your project to:

<https://drive.google.com/drive/folders/11oovWoRVTpDI3c9bxA6wuqVTJRd-bAFX?usp=sharing>

If you use the Google Drive option, please make sure your file is named by:

LAST NAME, First name – MRU email – Project title.

This is important for me to be able to identify and grade your work. Once you've uploaded your file to the Google Drive folder, please share a Google Drive link to your project on the Blackboard discussion board along with your Museum Plaque Description (see point 2a).

2a) Submitting your Museum Plaque Description (/8):

In addition to submitting the actual project, you must also submit a short **description**. Treat the description like a **museum plaque**. It succinctly (in 250 words or less) describes to the viewer:


- What you did, how you did it, and why you did it
- The importance of the piece of work and how it relates to the academic body of literature.

This should include a minimum of **TWO peer-reviewed citations** to support your work and show your research. Cite these resources **IN TEXT** and also in a short reference list using **APA citation style**. Citations do not count toward your word count.

If working in a group, each group member should submit their *own original* descriptions. Submissions are subject to plagiarism detection software.

One 'museum plaque' should be posted to Blackboard in the same thread that you display your UNessay project (so your peers can read what your project is about!).

Examples of museum-plaque type descriptions (below). Yours will differ from these in content but here are a few examples to inspire you:



Images from:
<https://arthouse.denver.com/portfolio/museum-outdoor-arts/>
<https://pbs.twimg.com/media/EtDScYwVgAEbAil.jpg>
https://wanderstheworld.files.wordpress.com/2016/11/im_g_4909.jpg

Columbian mammoth skull & tusks
Mammuthus columbi
 1.6 million to 10,000 years ago
 Wyoming, USA
 University of Wyoming Geological Museum
 UW-6888

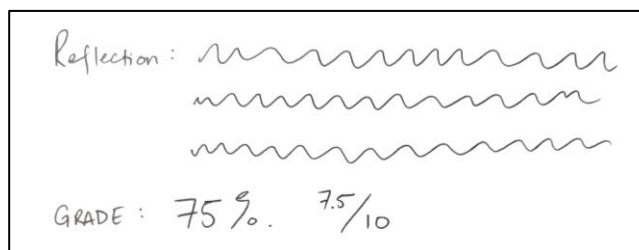
Like woolly mammoths, Columbian mammoths had high, dome-shaped skulls. But Columbian tusks were less spiral-shaped than woolly tusks and much larger: sometimes up to 16 feet long!

Discovered in Wyoming in 1960, this mammoth skull is affectionately named "Nip" after Dr. Brainerd "Nip" Mears, a benefactor of the University of Wyoming Geological Museum.

2b) Submitting your Reflection (/2)

In the same document as your 'museum plaque' description, please reflect *briefly* on this project (150 words or less). What did you learn, what did/didn't you like, what do you wish you could have done better/differently, etc.?

On a new line in your reflection, clearly let me know, in your opinion, **what grade you think you deserve** on your UNessay project out of 10 points:



If working in a group, each group member should submit their *own original* reflection.

Submit this Reflection privately to me, along with your unique Museum Plaque statement, through the Blackboard Submission Folder (UNessay Assignment > UNessay MUSEUM PLAQUE & REFLECTION Submission) by Nov. 30th @ 11:59pm

View and Comment on the UNessays

by December 6th @ 11:59

/1

The last thing you need to do for this project is to view and comment on the UNessays posted on the discussion board by your peers! I know it can be scary sharing your work, but trust in your abilities. This is a great opportunity to discover our original takes on the course material. Creativity and innovation thrive in collaborative and supportive environments.

Make sure that you are being supportive in your commentary – while constructive criticism, insightful questions, and academic discussion are encouraged, please be kind. I know sharing our work can be really intimidating, so let's aim to make this process easier knowing that we are all in the same boat and participating without judgement.

Make sure to comment on the entries that don't have feedback first! Let's aim to make sure everyone receives a little feedback.

When we're back in person I'd **love** to see your UNessay creations IRL – I'm sad to miss out on the tactile/tangible aspect of this project because we're online. So once campus reopens, swing by and see me 😊

Also, I'd love permission to share some of your fabulous creations and celebrate your talents more widely! If this is something you're ok with, please mention it in your reflection. If I don't see a note in your reflection, I may reach out to some of you after submission to request your permission to celebrate and share your work!

Grading:

The Final UNessay project will be graded on how effective and compelling you are. Is your UNessay accessible? By this, I mean, is it easy to read/watch/listen/view, etc? Is it aesthetically appealing? Is it effective in its communication – does it get the point across in a meaningful way? Is the theme relevant to the course?

You will be much more successful in your projects if you choose a topic and theme that you find interesting. When you like what you’re working on, it’s so much more likely to turn out well.

See the rubrics for each section below for more information on how this project is graded.

Proposal Rubric	/6
Is the proposal of the UNessay clear, legible, and understandable? Is it easy to understand what the student’s aims are and why/how they want to undertake this project? Is the project original and creative?	/3
Is the provided citation correctly cited in APA style both in text and in the reference list? Is the article peer-reviewed? Is it an appropriate article for the topic in question?	/3
UNessay Final Project Rubric	/12
Is the project clearly related to a course theme?	/2
Is the UNessay successful, effective, and compelling?	/10
Museum Plaque Description & Reflection Rubric	/10
<i>Clarity</i> of the Museum Plaque Description. Is the description clearly written with attention to grammar, spelling, etc.? Is the description succinct in its presentation?	/2
<i>Content</i> of the Museum Plaque Description. Does the description cover the important information – what, why, how the project was undertaken, and what importance the project has and how it engages with the current academic literature on the theme?	/2
Are the two <i>citations</i> correctly cited in APA style both in text and in the reference list? Are the articles peer-reviewed? Are they appropriate articles for the topic in question?	/4
Did the student incorporate a meaningful <i>reflection</i> about the process of undertaking the UNessay assignment?	/1
Did the student reflect on the <i>grade</i> that they think they deserve on the UNessay Project (out of 10 points)?	/1
Sharing & Commenting on Blackboard Rubric:	/2
Was the UNessay final project shared on the Blackboard Discussion board?	/1
Did the student comment on at least one of their peer’s UNessays in a supportive and constructive way?	/1
TOTAL OVERALL	/30